

# March Printables

NO PREP



Name \_\_\_\_\_

**clever sentences**

Directions: Rewrite each sentence using correct capitalization and punctuation.

1. the dog is brown

2. i love to e

3. can you

4. i can r

5. did yo

Name \_\_\_\_\_

**lucky tens and ones**

Directions: Count the tens and ones and write the number.



Name \_\_\_\_\_

**time for St. Patrick's Day**

Directions: Write the time under each clock.

:	:	:	:
:	:	:	:
:	:	:	:

By: Latoya Reed



Name \_\_\_\_\_

# clever sentences

Directions: Rewrite each sentence using correct capitalization and punctuation.

1. the dog is brown

---

---

2. i love to eat pizza

---

---

3. can you walk with me

---

---

4. i can run and jump

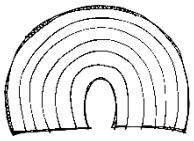
---

---

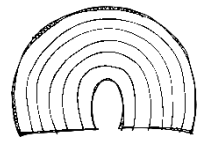
5. did you see that cat

---

---



Name \_\_\_\_\_



# **Sort it Up**

Directions: Sort the long vowel words from the short vowel words.

**long a**

**SHORT a**

rate

had

fan

tame

cat

bag

cane


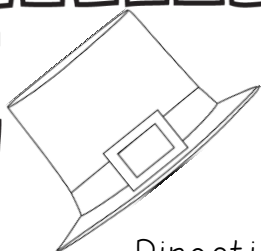
cab

cage

bake

that

tape


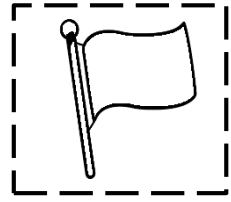


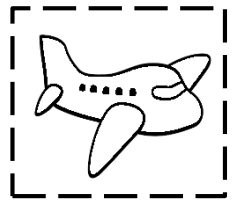

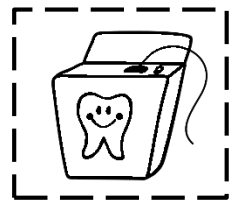



Name \_\_\_\_\_

# Luckiest Blends


Directions: Write the beginning blend for each word. Sort the words according to the beginning blend.

fl		pl	
	___oss		___um
	___dg		___ug
	___ood		___ane
	___ame		___ate



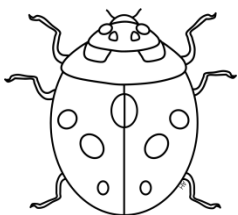


Name \_\_\_\_\_



# cvc match

Directions: Fill up the spaces with the beginning, middle, and ending sound for each word.



\_\_\_\_\_




\_\_\_\_\_



\_\_\_\_\_




\_\_\_\_\_



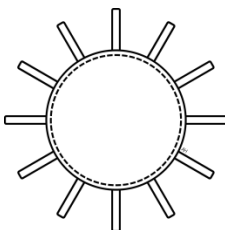
\_\_\_\_\_



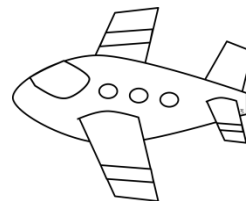
\_\_\_\_\_



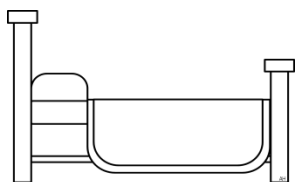
\_\_\_\_\_



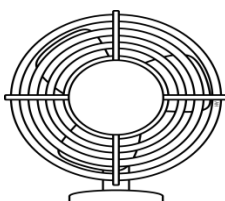
\_\_\_\_\_



\_\_\_\_\_



\_\_\_\_\_



\_\_\_\_\_



\_\_\_\_\_




Name \_\_\_\_\_




# LUCKY DIGRAPHS


Directions: Write the digraph for each word.



\_\_\_ape




\_\_\_eck




\_\_\_eep




\_\_\_eese




\_\_\_ell



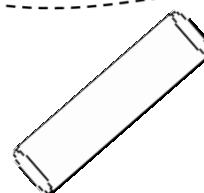
\_\_\_ick



\_\_\_eer



\_\_\_ip



\_\_\_alk




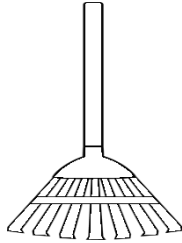
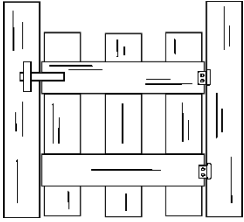


Name \_\_\_\_\_




# LUCK Of the iRISH

Directions: Write each long vowel word below with a silent e.




## WORD Bank



face  
gate  
grade  
cave


cane  
whale  
cake  
rake




Write a sentence using one of these words.

\_\_\_\_\_

\_\_\_\_\_




Name \_\_\_\_\_

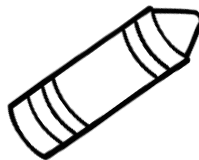


# syllable match


Directions: Clap the syllables for each word. Color a shamrock for each syllable in the words.



acorn




crayon



bee




monkey



robot



unicorn



apple



glue



mitten







Name




# letter writing

Directions: Write the uppercase letters below in order from A-Z.




Directions: Write the lowercase letters below in order from a-z.

[illegible]




Name \_\_\_\_\_


# ABC ORDER




Directions: Put each group of words in ABC order on the pots of gold.




gold rain bed




zoo can plant



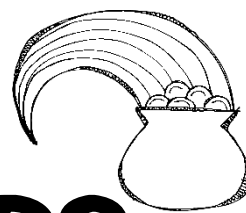
dogs apple yam



horn egg open




Name \_\_\_\_\_



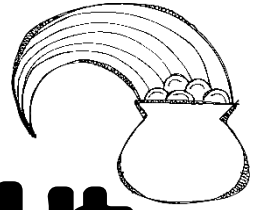
# COMPOUND WORDS

Directions: Fill in the missing words to make and build compound words.


Word #1	Word #2	Compound Word
		 cupcake
gold	fish	
		 bathtub
base	ball	
lady	bug	
		 backpack
		 snowman
pop	corn	




Name \_\_\_\_\_




# RAINBOW BRIGHT




red




blue




green




yellow




orange




purple



black




pink



brown





Name \_\_\_\_\_




# LUCKY SOUNDS



**c**





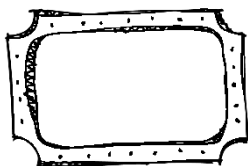





**t**



**h**



**s**








Name \_\_\_\_\_

# LUCKY WORD families



Directions: Write the matching word for each picture.

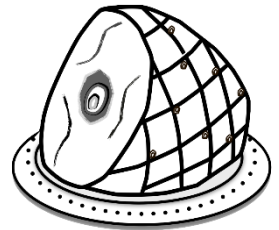
ad

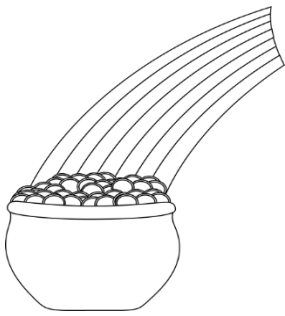


ag



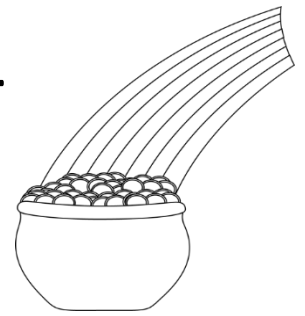
am





Name \_\_\_\_\_

# LUCKY DOUBLES



Directions: Solve each doubles fact. Write the answer on the line.

$$\begin{array}{c} \text{pot of gold} \\ 4 \end{array} + \begin{array}{c} \text{pot of gold} \\ 4 \end{array} = \underline{\quad}$$

$$\begin{array}{c} \text{pot of gold} \\ 1 \end{array} + \begin{array}{c} \text{pot of gold} \\ 1 \end{array} = \underline{\quad}$$

$$\begin{array}{c} \text{pot of gold} \\ 0 \end{array} + \begin{array}{c} \text{pot of gold} \\ 0 \end{array} = \underline{\quad}$$

$$\begin{array}{c} \text{pot of gold} \\ 6 \end{array} + \begin{array}{c} \text{pot of gold} \\ 6 \end{array} = \underline{\quad}$$

$$\begin{array}{c} \text{pot of gold} \\ 12 \end{array} + \begin{array}{c} \text{pot of gold} \\ 12 \end{array} = \underline{\quad}$$

$$\begin{array}{c} \text{pot of gold} \\ 3 \end{array} + \begin{array}{c} \text{pot of gold} \\ 3 \end{array} = \underline{\quad}$$

$$\begin{array}{c} \text{pot of gold} \\ 8 \end{array} + \begin{array}{c} \text{pot of gold} \\ 8 \end{array} = \underline{\quad}$$

$$\begin{array}{c} \text{pot of gold} \\ 7 \end{array} + \begin{array}{c} \text{pot of gold} \\ 7 \end{array} = \underline{\quad}$$

$$\begin{array}{c} \text{pot of gold} \\ 5 \end{array} + \begin{array}{c} \text{pot of gold} \\ 5 \end{array} = \underline{\quad}$$

$$\begin{array}{c} \text{pot of gold} \\ 10 \end{array} + \begin{array}{c} \text{pot of gold} \\ 10 \end{array} = \underline{\quad}$$

$$\begin{array}{c} \text{pot of gold} \\ 9 \end{array} + \begin{array}{c} \text{pot of gold} \\ 9 \end{array} = \underline{\quad}$$

$$\begin{array}{c} \text{pot of gold} \\ 2 \end{array} + \begin{array}{c} \text{pot of gold} \\ 2 \end{array} = \underline{\quad}$$



Name \_\_\_\_\_



# GOLDEN addends

Directions: Fill in the missing numbers.

$$13 + \underline{\quad} = 15$$

$$12 - \underline{\quad} = 8$$

$$2 + \underline{\quad} = 5$$

$$10 - \underline{\quad} = 5$$

$$1 + \underline{\quad} = 10$$

$$6 - \underline{\quad} = 1$$

$$7 + \underline{\quad} = 15$$

$$9 - \underline{\quad} = 7$$

$$9 + \underline{\quad} = 18$$


$$18 - \underline{\quad} = 8$$

$$10 + \underline{\quad} = 18$$

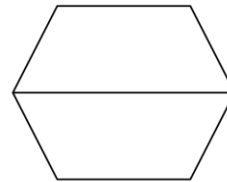

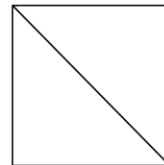
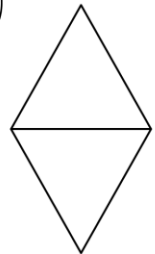
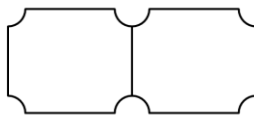
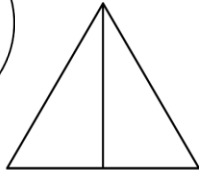
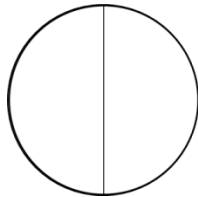
$$15 - \underline{\quad} = 9$$

Name \_\_\_\_\_

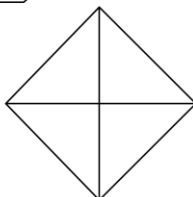
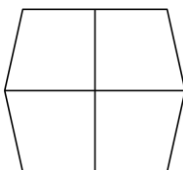
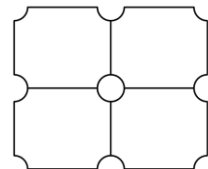
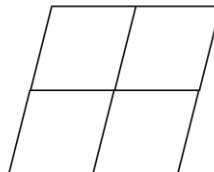
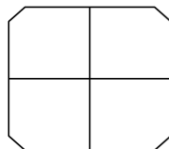
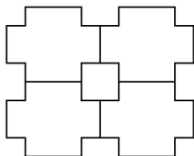
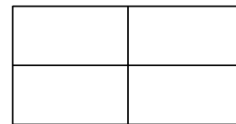
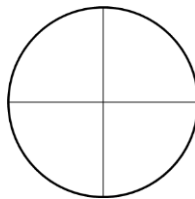
# LUCKY fractions



Directions: Color one half of each shape.



Directions: Color one fourth of each shape.



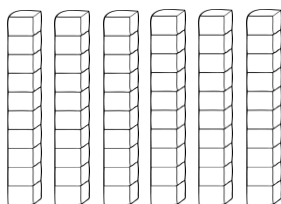


Name \_\_\_\_\_

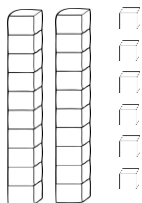
# lucky tens and ones



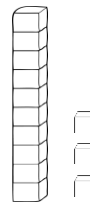
Directions: Count the tens and ones and write the number.



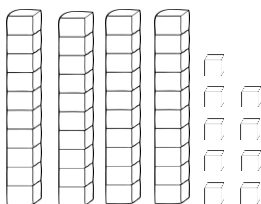
\_\_\_\_\_



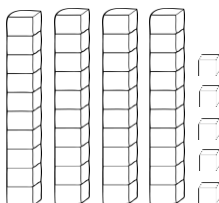
\_\_\_\_\_



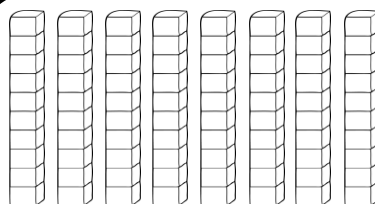
\_\_\_\_\_



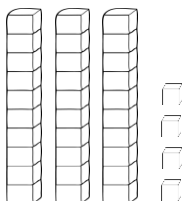
\_\_\_\_\_



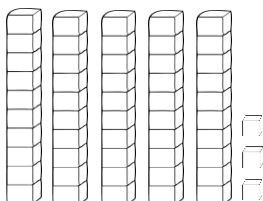
\_\_\_\_\_



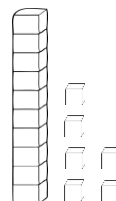
\_\_\_\_\_



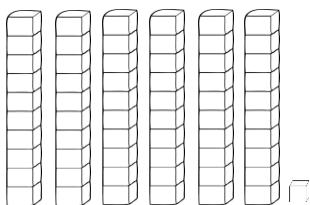
\_\_\_\_\_



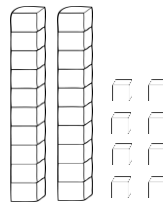
\_\_\_\_\_



\_\_\_\_\_



\_\_\_\_\_



\_\_\_\_\_





Name \_\_\_\_\_



# LUCKY iRISH even and ODD

Directions: Color the even numbers blue and the odd numbers yellow.

15

32

44

26

88

48

98

8

17

19

64

22

**even**

blue

**ODD**

yellow


43

57

87



Name \_\_\_\_\_



# leprechaun facts

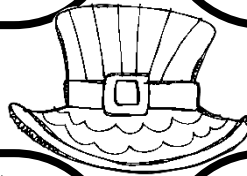
Directions: Write the matching facts for each fact family.

**5 8 3**

$$\begin{array}{rcl} \underline{\quad} & + & \underline{\quad} = \underline{\quad} \\ \underline{\quad} & + & \underline{\quad} = \underline{\quad} \\ \underline{\quad} & - & \underline{\quad} = \underline{\quad} \\ \underline{\quad} & - & \underline{\quad} = \underline{\quad} \end{array}$$

**2 3 1**

$$\begin{array}{rcl} \underline{\quad} & + & \underline{\quad} = \underline{\quad} \\ \underline{\quad} & + & \underline{\quad} = \underline{\quad} \\ \underline{\quad} & - & \underline{\quad} = \underline{\quad} \\ \underline{\quad} & - & \underline{\quad} = \underline{\quad} \end{array}$$



**4 6 2**

$$\begin{array}{rcl} \underline{\quad} & + & \underline{\quad} = \underline{\quad} \\ \underline{\quad} & + & \underline{\quad} = \underline{\quad} \\ \underline{\quad} & - & \underline{\quad} = \underline{\quad} \\ \underline{\quad} & - & \underline{\quad} = \underline{\quad} \end{array}$$


**7 9 2**

$$\begin{array}{rcl} \underline{\quad} & + & \underline{\quad} = \underline{\quad} \\ \underline{\quad} & + & \underline{\quad} = \underline{\quad} \\ \underline{\quad} & - & \underline{\quad} = \underline{\quad} \\ \underline{\quad} & - & \underline{\quad} = \underline{\quad} \end{array}$$




# celebrating St. Patrick's Day

[illegible]







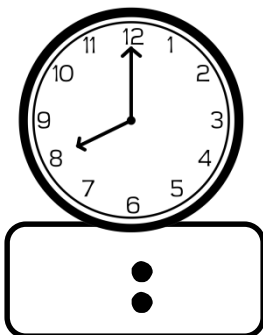







Name \_\_\_\_\_



# time for St. Patrick's Day


Directions: Write the time under each clock.






Name \_\_\_\_\_

# GOLDEN GRAPHING

Directions: Count and color the graph.



## St. Patrick's Day Graph

							
							
							
	<b>1</b>	<b>2</b>	<b>3</b>	<b>4</b>	<b>5</b>	<b>6</b>	<b>7</b>


Totals

Which has the MOST?

Which has the LEAST?



+



=

\_\_\_\_\_



\_\_\_\_\_



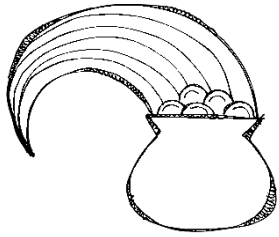
\_\_\_\_\_



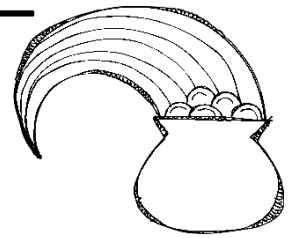
\_\_\_\_\_



Name \_\_\_\_\_



# adding in march



Directions: Draw a model to solve each problem.

$$8 + 4 = \underline{\quad}$$

$$9 + 2 = \underline{\quad}$$

$$0 + 9 = \underline{\quad}$$

$$7 + 3 = \underline{\quad}$$

$$12 + 4 = \underline{\quad}$$

$$6 + 6 = \underline{\quad}$$

Addition to 18



Name \_\_\_\_\_

# SUBTRACTING in MARCH



Directions: Draw a model to solve each problem.

$$8 - 4 = \underline{\quad}$$

$$9 - 2 = \underline{\quad}$$

$$10 - 9 = \underline{\quad}$$

$$15 - 3 = \underline{\quad}$$

$$12 - 4 = \underline{\quad}$$

$$16 - 8 = \underline{\quad}$$

Subtraction to 18



Name \_\_\_\_\_



# RainBOW counting

Directions: Cut and glue numbers by 10's to 100.

**70**

**30**

**10**

**90**

**40**

**100**


**80**

**50**


**60**

**20**

Name \_\_\_\_\_



# comparing With CLOVERS



Directions: Use  $<$ ,  $>$ , and  $=$  to compare the numbers below.

$22 \bigcirc 23$

$55 \bigcirc 99$

$82 \bigcirc 82$

$15 \bigcirc 15$

$14 \bigcirc 19$

$79 \bigcirc 97$

$80 \bigcirc 60$

$81 \bigcirc 18$

$11 \bigcirc 26$


$8 \bigcirc 81$

$56 \bigcirc 87$


$96 \bigcirc 69$

$45 \bigcirc 45$

$42 \bigcirc 45$



Name \_\_\_\_\_



# skip counting in march

Directions: Write numbers by 2's, 5's, and 10's.



**2's**

**2**

**8**

_____	_____	_____	_____	_____
_____	_____	_____	_____	_____
_____	_____	_____	_____	_____




**5's**

**10**

**25**

_____	_____	_____	_____	_____
_____	_____	_____	_____	_____



**10's**



**10**

**40**

_____	_____	_____	_____	_____
_____	_____	_____	_____	_____



Name \_\_\_\_\_



# LUCKY COUNTING

Directions: Count ten more, ten less, one more, and one less.  
Write the numbers.

	42	

	75	

	58	

	63	

	86	




Name \_\_\_\_\_

# leprechaun SHAPES




Directions: Write the word for each shape. Write how many corners and sides.



shape

sides


corners



shape

sides


corners



shape

sides


corners



shape

sides


corners



shape

sides

corners




shape

sides

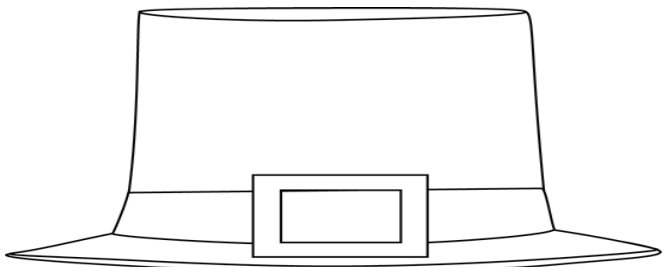
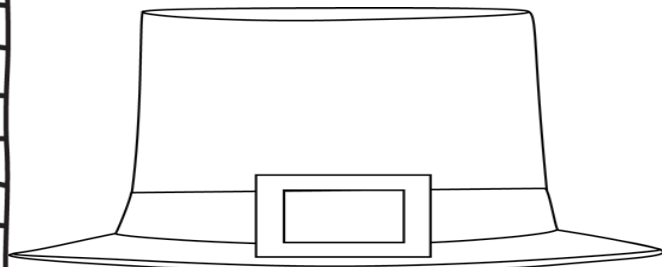
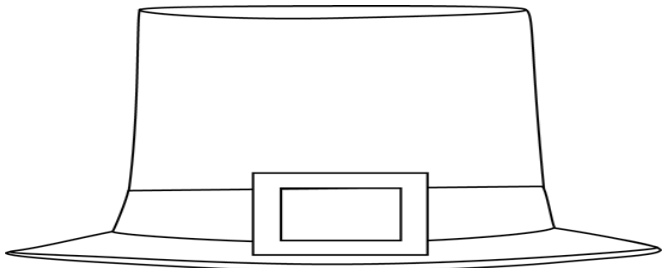
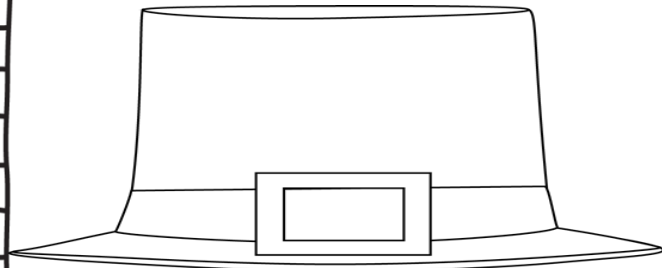
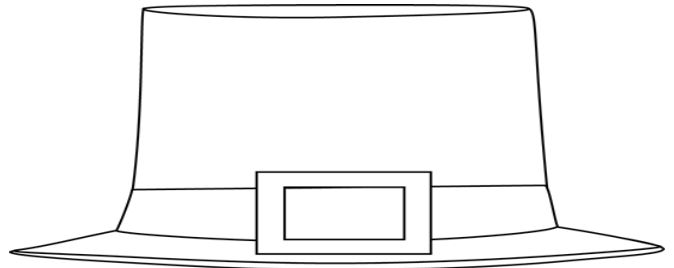
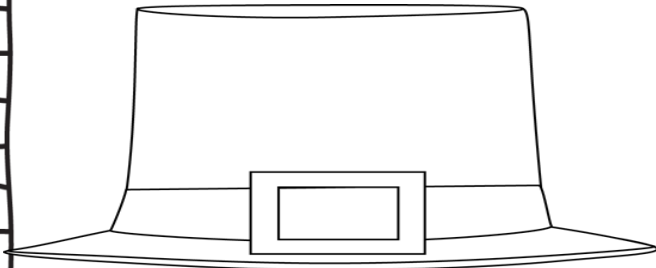
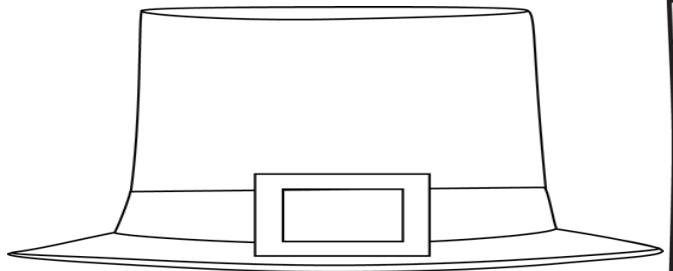
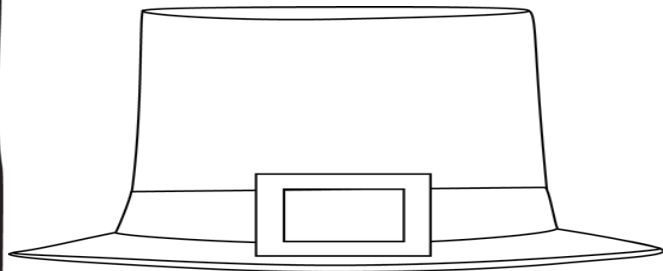
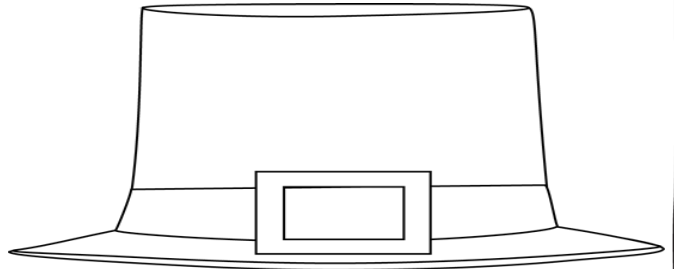
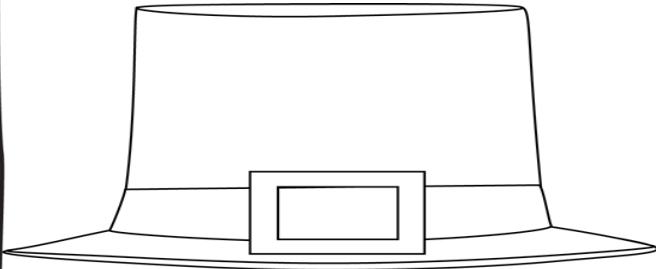
corners

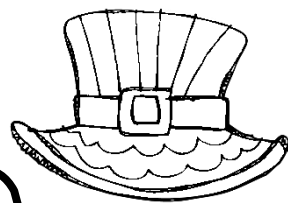
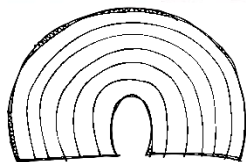



Name \_\_\_\_\_


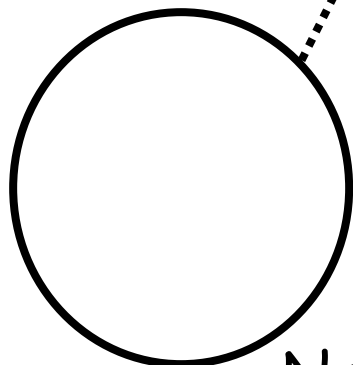
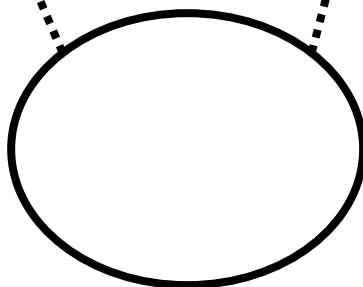


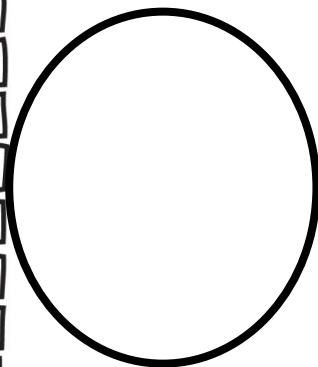
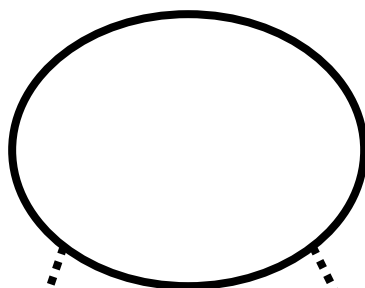




# Spelling Words





# comparing leprechauns and elves



Name \_\_\_\_\_



Name \_\_\_\_\_

# leprechauns making WORDS



Directions: Use the letters to make new words.

_____	_____
_____	_____
_____	_____
_____	_____
_____	_____
_____	_____
_____	_____
_____	_____
_____	_____
_____	_____

L

E

P

R

E

C

H

A

U

N


S



Name \_\_\_\_\_




# Leprechauns




are

_____
_____
_____
_____
_____
_____
_____
_____



can

_____
_____
_____
_____
_____
_____
_____
_____




have


_____
_____
_____
_____
_____
_____
_____
_____



Name \_\_\_\_\_

# LEPRECHAUNS






Name \_\_\_\_\_



# leprechauns






Name \_\_\_\_\_



# Leprechauns



Four sets of primary writing lines, each consisting of a solid top line, a dashed middle line, and a solid bottom line.




Name \_\_\_\_\_



# Leprechauns


Handwriting practice lines consisting of solid top and bottom lines with a dashed middle line. There are five sets of these lines for writing practice.




# Happy St. Patrick's Day



Name \_\_\_\_\_



Name \_\_\_\_\_



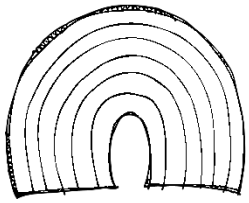
# Leprechauns

**What you  
Already  
Know**

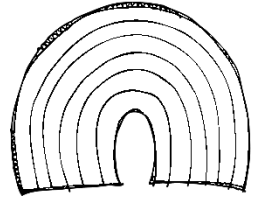
**What you  
Want to  
Know**

**What  
you  
Learned**





Name \_\_\_\_\_



# Happy St. Patrick's Day

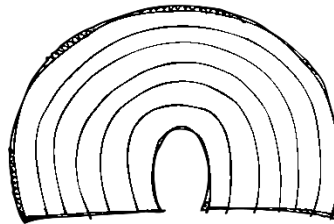
l	e	p	r	e	c	h	a	u	n	p
c	o	n	f	e	t	t	p	o	t	a
l	s	h	a	m	r	o	c	k	g	r
l	r	i	s	h	h	a	t	a	o	f
c	s	m	w	e	k	a	w	z	i	l
k	n	b	a	i	l	l	o	o	n	d
r	a	i	n	b	o	w	r	o	p	g



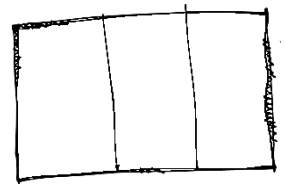
leprechaun



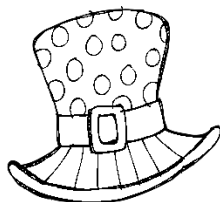
shamrock




rainbow




flag



Irish hat



gold



pot

Name \_\_\_\_\_

# Will the leprechaun find some gold?


Total

yes

\_\_\_\_\_

no

\_\_\_\_\_



yes

no

Thank you for downloading my March  
Printables Packet! I hope you enjoy doing  
these activities with your students.

Enjoy!!!

Latoya Reed



Follow my TPT store for updates and freebies!

<http://www.teacherspayteachers.com/Store/Latoya-Reed>

Follow my blog for freebies and sales information!


<http://www.flyingintofirst.blogspot.com/>

Follow my new facebook fan page for freebies!


<https://www.facebook.com/flyingintofirstgrade>

Contact:

flyingintofirst@gmail.com



SassyDesigns  
INCORPORATED



# CREDITS